

### Features

- High Rejection
- Low ripple
- Small Size


### Description

Surface mount, silver (Ag) coated barium ceramic filter.

Weight: 0.5 grams typical

Material: Filter is composed of a ceramic block plated with Ag.

Filter complies with RoHS standards.



### Electrical Specifications

Parameter	Frequency MHz	Typical @ 25°C	Specification @ 25°C	Spec over -40°C to +85°C
Passband Iloss	5470 - 5850	-1.0	-1.4	-1.8
Passband Ripple	5470 - 5850	0.3	0.6	0.8
Passband Return Loss @ Port 1	5470 - 5850	-12.5	-10.0	-10.0
Passband Return Loss @ Port 2	5470 - 5850	-12.5	-10.0	-10.0
Attenuation	4940 - 4990	-35.0	-30.0	-30.0
Power into any port		1 Watt max		

Note: Supplier shall test each filter to the critical electrical specifications of the above table. Any subsequent audits may deviate from in value due to measurement repeatability among different test systems. Such deviations shall not exceed the following limits:

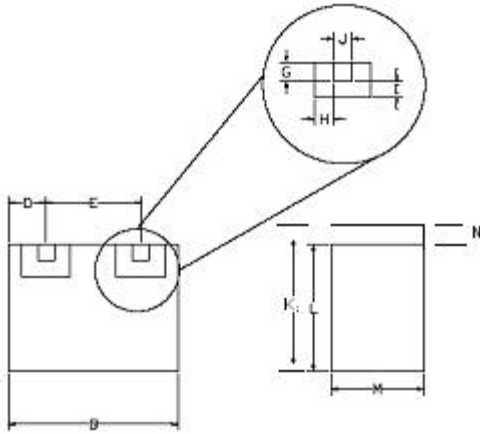
Specification Allowance	
Insertion Loss	0.1 dB
Return Loss	1.0 dB
Stopbands	1.0 dB

\*This product is covered by one or more of the following U.S. and foreign patents including: US 4,692,726;US 4,742,562; US 4,800,348;US 4,829,274;US 5,146,193;EP 0573597;DE 0573597;FR 0573597;JP 508149/92;KR 142171;US 5,162,760;US 5,218,329;US 5,250,916;US 5,327,109;US 5,488,335;CA 2114029;FR 9306297;GB 2273393;JP 3205337;KR 115113;CN 93106228.4;US 5,512,866;EP 0706719;DE 0706719;FR 0706719;GB 0706719;CN 95190359.4;US 5,602,518;US 5,721,520;US 5,745,018;EP 0910875;DE 0910875;DK 0910875;FR 0910875;GB 0910875;IE 0910875;JP 505182/98;KR 10-323013;US 5,994,978;US 6,462,629;CN 00810420.4;US 6,559,735;US 6,650,202;US 6,834,429. Other US and foreign patents pending.

\*CTS Corporation 2006 reserves all copyrights in the layout, design and configuration of the patterns on this product.\*

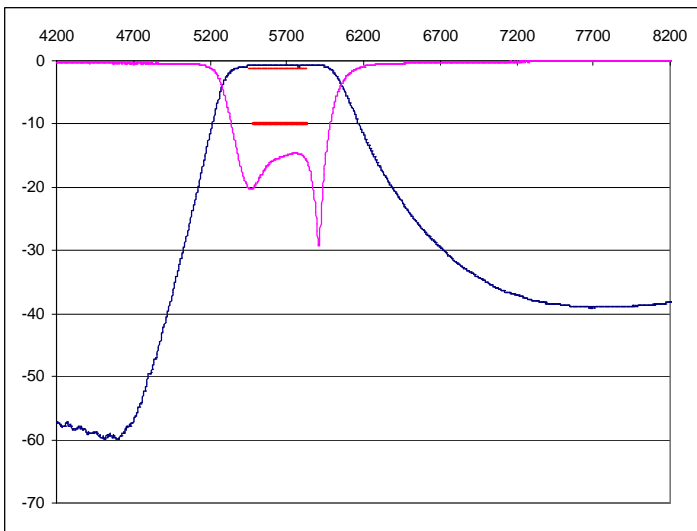
### Mechanical Drawing

Rev 0 – Origin Date: March 7, 2007 – Revision Date: March 7, 2007

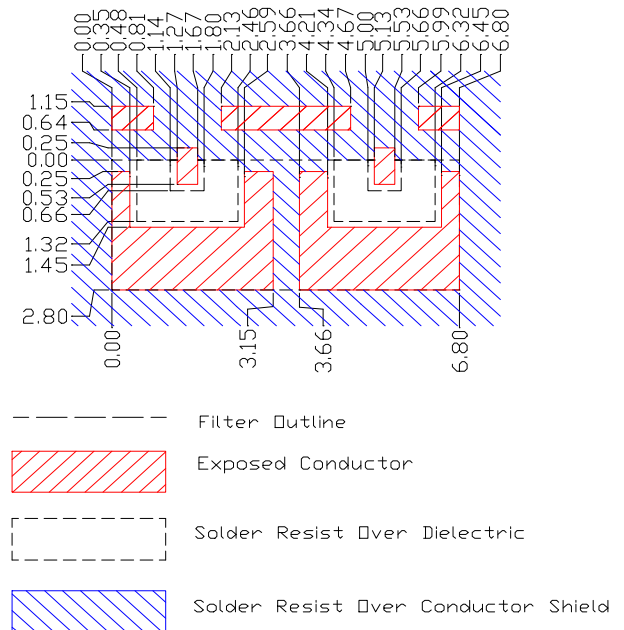


Dim	Nominal (mm)	Tolerance (mm) +/- or max
A		
B	6.8	max
C		
D	1.35	0.25
E	3.86	0.13
F		
G	0.66	0.13
H	0.66	0.13
I	0.66	0.13
J	0.66	0.13
K	3.8	max
L	2.8	max
M	2.6	max
N	0.76	0.13

### Electrical response

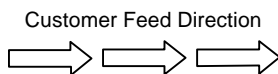


### PCB Layout



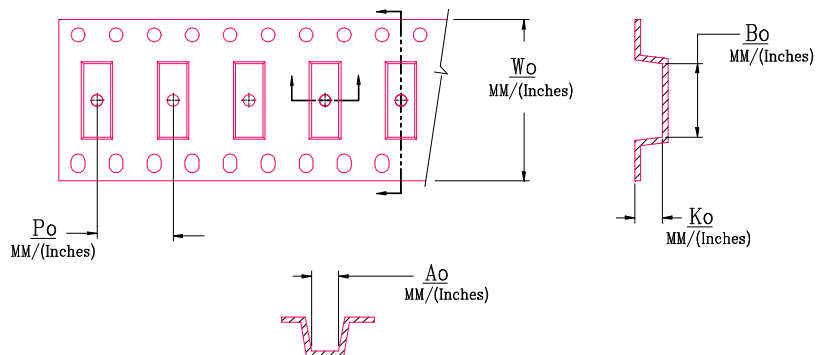
### Packaging and Marking

DIMENSION	UNITS	SPECIFICATION
REEL DIAMETER	mm	330
REELWEIGHT	kg	1.5
REEL QUANTITY	ea.	1000



#### Product Marking

MCV  
70C  
YWW



W <sub>0</sub>	A <sub>0</sub>	B <sub>0</sub>	K <sub>0</sub>	P <sub>0</sub>
Inches/mm	Inches/mm	Inches/mm	Inches/mm	Inches/mm
0.630"/16	0.161"/4.1	0.280"/7.1	0.102"/2.6	0.315"/8.0