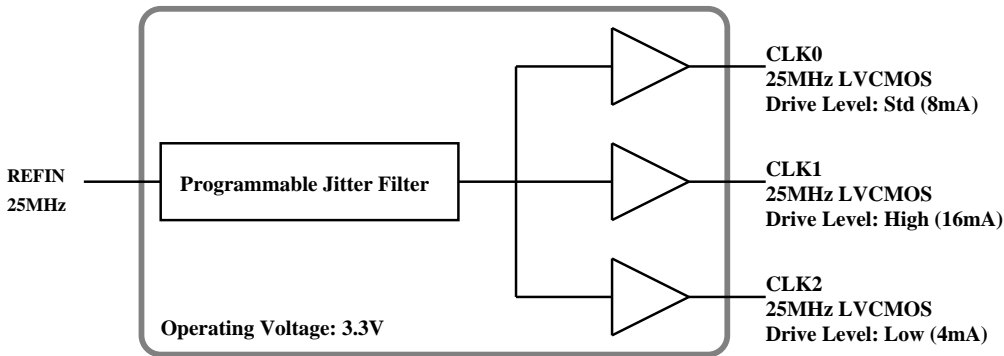
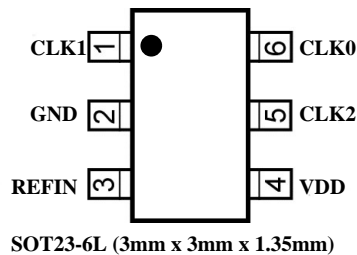


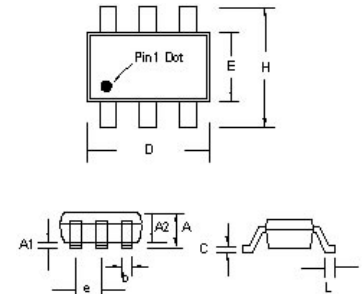
Layout Configuration
Block Diagram

Ordering Information

Ordering Part Number	Marking	Industrial Temperature Range	Shipping	Package
PL902167USY TR	K2167	-40°C to +85°C	Tape and Reel	SOT23-6L

Devices are Green and RoHS compliant. Sample material may have only a partial top mark.

Pin Configuration and Package Drawing

SOT23-6L

Symbol	Dimension in MM	
	Min.	Max.
A	1.05	1.35
A1	0.05	0.15
A2	1.00	1.20
b	0.30	0.50
c	0.08	0.20
D	2.80	3.00
E	1.50	1.70
H	2.60	3.0
L	0.35	0.55
e	0.95 BSC	


Pin Description

Pin Number	Pin Name	Pin Type	Output Type	Pin Function
1	CLK1	O	LVC MOS	CLK1 Output
2	GND	GND	-	Power Supply Ground
3	REF_IN	I, (SE)	LVC MOS	Reference Clock Input = 25MHz
4	VDD	PWR	-	Power Supply 3.3V
5	CLK2	O	LVC MOS	CLK2 Output
6	CLK0	O	LVC MOS	CLK0 Output

Please refer to the last page of [PL902xxx datasheet](#) for usage of this device.