

**Silicon Standard
Recovery Diode**

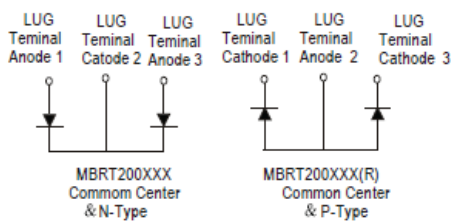
$V_{RRM} = 600\text{ V} - 1600\text{ V}$

$I_F = 200\text{ A}$

Features

- High Surge Capability
- Types up to 1600 V V_{RRM}

Three Tower Package



Maximum ratings, at $T_j = 25\text{ °C}$, unless otherwise specified

Parameter	Symbol	Conditions	MSRT20060(A)	MSRT20080(A)	MSRT200100(A)	Unit
Repetitive peak reverse voltage	V_{RRM}		600	800	1000	V
RMS reverse voltage	V_{RMS}		424	566	707	V
DC blocking voltage	V_{DC}		600	800	1000	V
Continuous forward current	I_F	$T_C \leq 140\text{ °C}$	200	200	200	A
Surge non-repetitive forward current, Half Sine Wave	$I_{F,SM}$	$T_C = 25\text{ °C}$, $t_p = 8.3\text{ ms}$	3000	3000	3000	A
Operating temperature	T_j		-40 to 175	-40 to 175	-40 to 175	°C
Storage temperature	T_{stg}		-40 to 175	-40 to 175	-40 to 175	°C

Electrical characteristics, at $T_j = 25\text{ °C}$, unless otherwise specified

Parameter	Symbol	Conditions	MSRT20060(A)	MSRT20080(A)	MSRT200100(A)	Unit
Diode forward voltage	V_F	$I_F = 200\text{ A}$, $T_j = 25\text{ °C}$	1.2	1.2	1.2	V
Reverse current	I_R	$V_R = 600\text{ V}$, $T_j = 25\text{ °C}$	10	10	10	μA
		$V_R = 600\text{ V}$, $T_j = 150\text{ °C}$	5	5	5	mA

Thermal characteristics

Parameter	Symbol	MSRT20060(A)	MSRT20080(A)	MSRT200100(A)	Unit
Thermal resistance, junction - case	R_{thJC}	0.18	0.18	0.18	°C/W

Figure .1- Typical Forward Characteristics

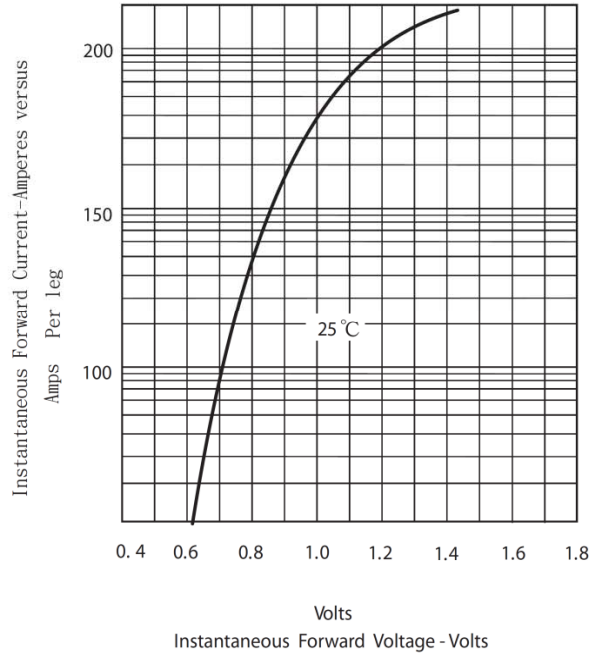


Figure.2 Forward Derating Curve

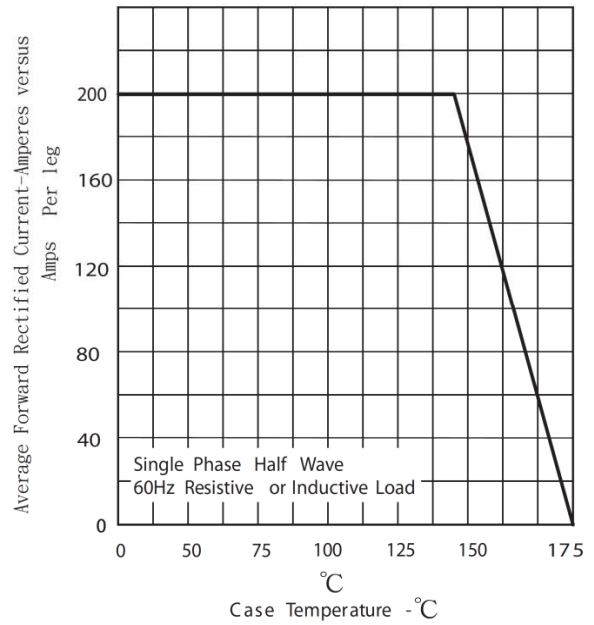


Figure .4 -Typical Reverse Characteristics

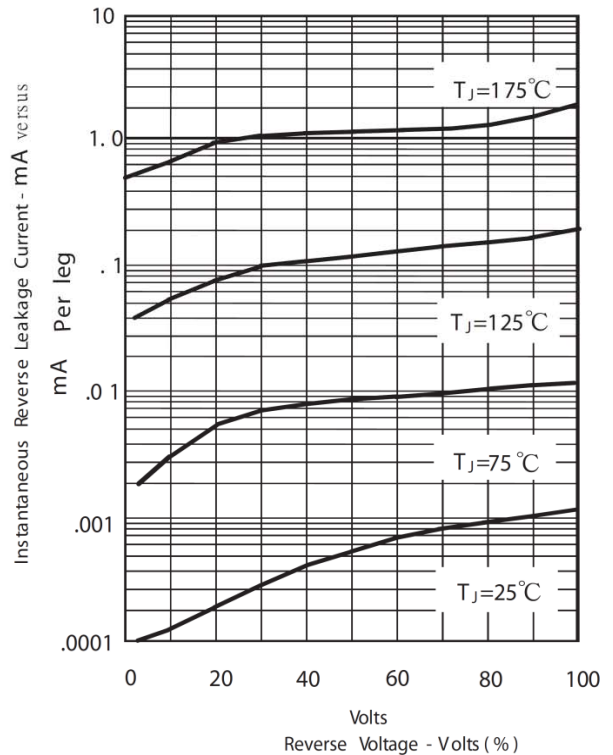


Figure.3-Peak Forward Surge Current

